



UNIVERSAL EXTERNAL DOORS



**PRODUCTS FOR THE HOME
AND INDUSTRY**

Peace of mind guaranteed

KRISPOL is a valued Polish manufacturer of door and window joinery. We offer comprehensive and modern solutions for home and industry, including garage doors, windows, roller shutters, external venetian blinds and entrance doors. These are energy efficient and durable products designed for people who think about future savings related to the daily maintenance costs of the building.

The guarantee of peace of mind in KRISPOL'S understanding is:

- + Reasonable and quick selection of products at points of sale
- + Energy-saving garage doors, windows, roller shutters, blinds and doors in a standard colour range
- + 7-year warranty for PVC windows and 5 years for other products from the HOME line*
- + Effective warranty and service system

Certificates and awards and the best proof of the highest quality of our work and products.

* Warranty conditions are available on the KRISPOL website



UNIVERSAL EXTERNAL DOORS

Universal external doors are a comfortable solution that works well in every building. They constitute an additional entrance, and thus there is no need to open the garage door every time. Nowadays people appreciate comfort and functionality in the first place, so this variant is becoming more and more popular



MATCHED TO YOUR PROJECT

DZUM is available in a single or double leaf version. They have fillings with smooth panels or glazing, which allows for adaptation to various building conditions and individual needs of the investor. A wide range of RAL colours and of decors allows for visual consistency in design, e.g. with a garage door.



INDUSTRIAL PROJECTS

In the case of industrial projects, ergonomics is of key importance for the comfort of everyday work, as well as quality and resistance to often demanding conditions. Universal doors are perfect here. The range of colour options also allows you to visually match the product to each project design.

SAFE AND ELEGANT GARAGE DOORS

Universal aluminium doors are most often used as a convenient, additional entrance to a garage equipped with a sectional or rolling garage door. Double-leaf garage doors usually act as a gate themselves, especially in places with non-typical zoning conditions. Both types of garage doors guarantee effective garage protection, durability, adequate level of insulation, elegant design and comfortable operation.

Thanks to the wide range of patterns and colours, KRISPOL side and garage doors can be perfectly incorporated into various architectural projects. They will also find their application in industrial investments.



DZUM SYSTEM UNIVERSAL DOORS

The system is available for single-leaf (DZU 60S) and double-leaf (DZU 60D) garage doors. The door leaves are filled with 40 mm thick insulated door sections. Many types of configurations enable flexible adjustment of the door to the needs of the project, e.g. thanks to the use of crossbars and posts, or the division of the filling.

The doors are available in various embossing variants from the outside, can be filled with (one or two-chamber) glass or a smooth aluminium sandwich panel. The structure can be veneered on one or both sides or painted in a colour from the RAL chart (also in bicolour).



THE ADDITIONAL EPDM GASKET SEALS THE CONNECTION BETWEEN THE LEAF AND THE THRESHOLD



THERMALLY INSULATED THRESHOLD



60 MM DEEP THREE-CHAMBER PROFILES WITH THERMAL BREAKS

DB 51 DOOR SYSTEM



Side door system based on 51 mm depth profiles. The leaf is filled with aluminium profiles of the rolling door or 40 mm thick segments. In order to obtain a uniform design of the frame and leaf and perfect coherence with the garage door sheathing, the profiles are painted in any of the 200 RAL colours on both sides.



1
ADDITIONAL BRUSH SEAL SEALING THE JOINT OF THE LEAF AND THE THRESHOLD



2
ALUMINUM THRESHOLD

DB 75 DOOR SYSTEM



The DB 75 system is a door with a thickness increased to 60 mm. Thanks to the combination of warm panels with 77 mm deep profiles, the door works well in energy-saving and passive houses. They are available without embossing, painted or veneered from the outside.



1
THREE-CHAMBER 77MM-DEEP PROFILES WITH THERMAL SPACERS



2
ADDITIONAL MASKING GASKET



3
THERMALLY INSULATED WARM THRESHOLD


CUSTOMIZATION OF (DZU 60D) UNIVERSAL GARAGE DOORS

The universal double-leaf external door can be used as a garage door and works well under difficult land development conditions. A wide range of dimensions and designs allows you to adjust them to any house.



DESIGN

The door leaves are filled with the highest quality garage panels. The offer includes most of the embossing patterns available in the collections of KRIS-POL sectional doors. The colour range include over 200 RAL colours, as well as an original collection of veneers, including, among others, modern wood-like patterns and metallic anthracite shades.




SINGLE OR DOUBLE-CHAMBER GLAZING

Possibility to install glazing in the form of single or double-chamber glass, which will not only visually decorate the construct but also prove useful in everyday use.




SMOOTH PANEL

40 mm-thick steel panel filled with polyurethane foam guarantees good insulation.



SMOOTH PANEL

It is possible to fill the door with a smooth aluminium sandwich panel.



RENOVATION PROFILE

It allows the configuration of the product depending on the conditions of the project. The possibility of veneering and RAL painting means that it can be perfectly matched to the colour of the door.



THERMAL INSULATION

High thermal and acoustic insulation of the garage door is ensured by the construct based on a warm system of thermally insulated profiles, as well as the filling in the form of 40 mm thick panels, insulated with polyurethane foam.



DIMENSIONS


A wide range of dimensions ensures adjustment even in the case of unusual projects.

EQUIPMENT



ALUMINUM THRESHOLD

Our standard side and garage doors are equipped with a discreet and elegant aluminium threshold, very durable and resistant to external conditions.




THRESHOLD-FREE OPTION

The possibility of using a non-threshold system with a brush seal, which will ensure comfortable passage without any limitations.



ADDITIONAL SINGLE-POINT LOCK

An additional locking point for the door leaf significantly increases the level of security.



MULTI-POINT LOCK

It provides the highest security. When turning the key, steel pins and hooks lock the door at several points and different heights.



KNOB HANDLE WITH ELECTRICAL LOCK

The lock can be equipped with an electric strike with a day/night function, which allows you to open the door freely and, at the same time, to secure it effectively, e.g. at night.



HARDWARE

Silver anode, inox and RAL fittings are an elegant, aesthetic solution for each door model. Their advantage is the door handles with escutcheons with invisible screws, also on the inside.



ANTI-BURGLARY INSERT

The class C anti-burglary cylinder comes with a key code card; the key can only be copied with it.



DB RSS SIDE DOORS



DOOR CLOSER

Convenient door closing mechanism for the user. The operation of the door closer can be adapted to individual preferences, by modifying, among others, closing speed.



ANTI-BURGLARY BOLTS

They complement the strong construction of the door. Their closing design makes it impossible to force the leaf out of the frame.

THE DOORS YOU NEED

A wide range of possibilities allows you to adjust the door filling to the conditions of the project.

GARAGE DOORS FILLINGS

RC



FILLING:
Woodgrain multi
grooved embossing

EXTERIOR COLOURS:
RAL / DEKOR

AVAILABILITY:
DB51 / DZUM

RCS



FILLING:
Slick multi grooved
embossing

EXTERIOR COLOURS:
RAL / DEKOR

AVAILABILITY:
DB51 / DZUM

RS



FILLING:
Woodgrain single
grooved embossing

EXTERIOR COLOURS:
RAL / DEKOR

AVAILABILITY:
DB51 / DZUM

RSS



FILLING:
Slick single grooved
embossing

EXTERIOR COLOURS:
RAL / DEKOR

AVAILABILITY:
DB51 / DZUM

RF



FILLING:
Woodgrain no
embossing

EXTERIOR COLOURS:
RAL / DEKOR

AVAILABILITY:
DB51 / DZUM

RFS



FILLING:
Slick no embossing

EXTERIOR COLOURS:
RAL / DEKOR

AVAILABILITY:
DB51 / DZUM / DB75

T7



FILLING:
77 mm high RGZ/RGW
aluminium profiles

EXTERIOR COLOURS:
RAL / DEKOR

AVAILABILITY:
DB51

RM



FILLING:
Slick V-profiling (garage)

EXTERIOR COLOURS:
RAL

AVAILABILITY:
DB51 / DZUM

RA









FILLING:
cassettes





EXTERIOR COLOURS:
RAL

AVAILABILITY:
DB51

INDUSTRIAL DOOR FILLINGS

IM	IS	IA	IP D	IP PERFO	IP ALUMINIUM MESH
					
FILLING: Slick V-profiling (industry) EXTERIOR COLOURS: RAL AVAILABILITY: DB51 / DZUM	FILLING: Stucco multi grooved embossing (steel sheet) EXTERIOR COLOURS: RAL AVAILABILITY: DB51 / DZUM	FILLING: Stucco multi grooved embossing (aluminium sheet) EXTERIOR COLOURS: RAL AVAILABILITY: DB51 / DZUM	FILLING: with double glazing EXTERIOR COLOURS: RAL AVAILABILITY: DB51 / DZUM	FILLING: with perforated sheet EXTERIOR COLOURS: RAL AVAILABILITY: DB51	FILLING: with aluminium mesh EXTERIOR COLOURS: RAL AVAILABILITY: DB51

PROFILE

AD	SD	AP
		
FILLING: Insulated aluminium profile EXTERIOR COLOURS: RAL AVAILABILITY: DB51	FILLING: Insulated steel profile EXTERIOR COLOURS: RAL AVAILABILITY: DB51	FILLING: Perforated aluminium profile EXTERIOR COLOURS: RAL AVAILABILITY: DB51
SP	AS	SS
		
FILLING: Perforated steel profile EXTERIOR COLOURS: RAL AVAILABILITY: DB51	FILLING: Aluminium profile EXTERIOR COLOURS: RAL AVAILABILITY: DB51	FILLING: Steel profile EXTERIOR COLOURS: RAL AVAILABILITY: DB51

FILLINGS



SYSTEM
DB 51

SYSTEM
DZUM

V-PROFILING
(RM)



SYSTEM
DB 51

SYSTEM
DZUM

MULTI GROOVED
EMBOSSING (RC)



SYSTEM
DB 51

SYSTEM
DB 75

SYSTEM
DZUM

NO EMBOSSING
(RFS)



SYSTEM
DB 51

CASSETTES
(RA)



SYSTEM
DB 51

SYSTEM
DZUM

SINGLE GROOVED
(RS)



SYSTEM
DB 51

ROLLING DOOR PROFILES
(T7)

FILLINGS



PANEL
40 mm

SYSTEM
DZUM


V-PROFILING
(RM)



PANEL
40 mm

SYSTEM
DZUM

NO EMBOSSING
(RFS)



PANEL
40 mm

SYSTEM
DZUM

MULTI GROOVED EMBOSSING
(RCS)



PANEL
40 mm

SYSTEM
DZUM

SINGLE GROOVED EMBOSSING
(RSS)

DIFFERENT CONFIGURATIONS OF THE DZUM CONSTRUCTION

Universal doors have been designed to fully enable the creation of an appropriate construct.



CONFIGURATION:
DZU 60S WITH AN ALUMINIUM PANEL



CONFIGURATION:
DZU 60S WITH AN ALUMINIUM PANEL
AND GLAZING



CONFIGURATION:
DZU 60S WITH AN ALUMINIUM PANEL
AND GLAZING



CONFIGURATION:
DZU 60D WITH AN ALUMINIUM PANEL



CONFIGURATION:
DZU 60D WITH AN ALUMINIUM PANEL
AND GLAZING



CONFIGURATION:
DZU 60D WITH AN ALUMINIUM PANEL
AND GLAZING





COMPREHENSIVE HOME SOLUTIONS



EXPERTS
KNOWLEDGE
AND EXPERTISE



SERVICE
UNDER
CONTROL



INSTALLATION
QUICK AND
PROFESSIONAL



WARRANTY
UP TO 5 YEARS*

*Warranty conditions available on the website: krispol.pl/en/



www.facebook.com/KRISPOL.international



www.youtube.com/KRISPOLvideos



[instagram.com/krispolpl](https://www.instagram.com/krispolpl)



www.linkedin.com/company/krispol-gmbh



krispol.pl/en/

Contact us

This folder is an advertising publication and is not an offer within the meaning of the Act of 23 April 1964 - Civil Code. Presented photos and drawings of the products are provided for illustration only and may differ from those actually offered. Krispol Sp. z o.o. reserves the right to introduce changes in the product offer at any time. Any references to presented graphics or descriptions in order to sell products shall be made entirely on the responsibility of the seller and shall not generate any criminal liability for Krispol Sp. z o.o.

Update 04.2022