



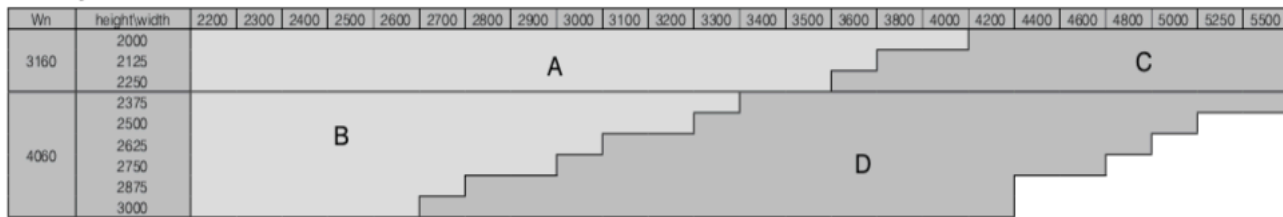


- Soft start og stopp
- Innelukket belte i C - skinne Krever kun 35mm høyde over port
- Ledd lamper
- hastighet 16 cm/sec

Stracus portåpner er testet og godkjent sammen med Krispol porter

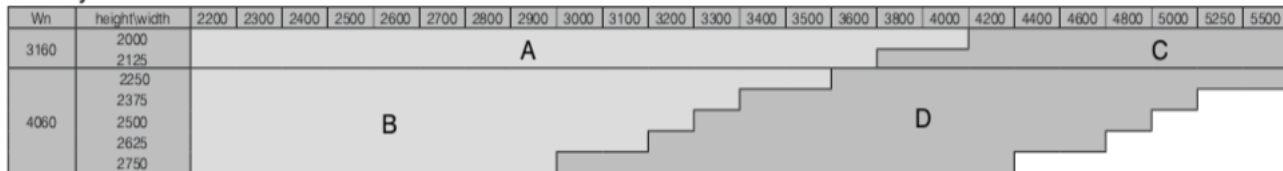
Starcus leveres med 2 stk. Sendere (433HZ)		Inntill høide 2250 mm skinne lengde 3160mm	
		eks. mva	inkl. mva
 mod.600	 mod.1000	Mod 600 belte	1 882,56 2 353,20
		Mod 1000 belte	2 304,36 2 880,45
Inntill høide 2550 mm skinne lengde 4060mm		eks. mva inkl. mva	
		eks. mva	inkl. mva
Mod 600 belte	2 252,19	2 815,24	Mod. 600 motorhode 1 487,40 1 859,25
Mod 1000 belte	2 602,95	3 253,69	Mod. 1000 motorhode 1 698,30 2 122,88
			skinne belte lende 3160mm 1 276,50 1 595,63
			skinne belte lende 4060mm 1 592,85 1 991,06
			  sender 299,70 374,63
			kodetastatur 854,70 1 068,38
			Domino/kodetastatur 688,00 860,00

track system N, NH, E



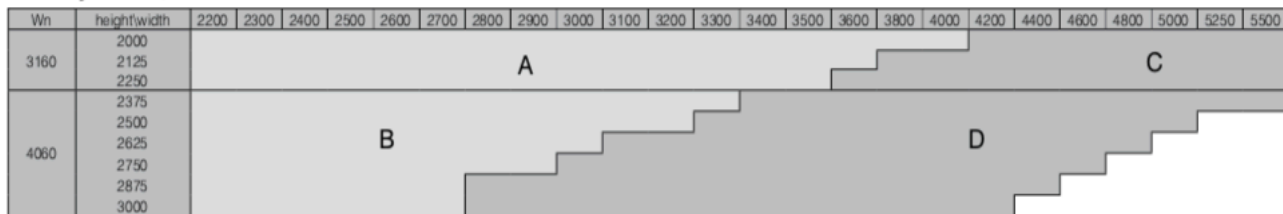
Wn - built-in depth in door with drive

track system H



Wn - built-in depth in door with drive

track system L, SL



Wn - built-in depth in door with drive

STARCUS K06	<ul style="list-style-type: none"> • Force - 600/1000N • Opening speed - max 16 cm/s • Integrated radio receiver 433,92 MHz • Mechanic and electronic limit switches • Soft start and stop
STARCUS K10	<ul style="list-style-type: none"> • Amperometric obstacle detection system • Possibility of connecting photocells • Integrated light (LED) • LED Display • Automatic closing function • Transmitter - 1 pc. (NAD.KK.001)